

Metallized Polypropylene Film Capacitor(Lug Terminal) Snubber/Switching Application

SFE

订购基本规格

EXPLANATION OF ARTICLE CODE

S F E -	1 0 5	K	3 M	N	4 2	S	L
①	②	③	④	⑤	⑥	⑦	⑧

① Capacitor Type

TYPE	SFE
CODE	SFE-

② Rated Capacitance (EIA Code)

The rated Capacitance value of the product is indicated with three digits. The first two digits indicate the two most significant digits of the capacitance value, and the third digit gives the number of following zeroes. This gives the capacitance value expressed in picofarads.

Examples:

105	=	1,000,000pF	=	1,000nF	=	1uF
106	=	10,000,000pF	=	10,000nF	=	10uF

③ Capacitance Tolerance

TOLERANCE	±5%	±10%	±20%
CODE	J	K	M

④ Rated Voltage

Code for DC Voltage: (expressed in one digit & one letter code)

VOLTAGE	630V	700V	800V	850V	900V	1000V	1100V	1200V	1250V	1500V	1600V	1800V	2000V	2500V	3000V
CODE	2J	2S	SK	ST	SU	3A	3L	3M	3B	3N	3C	3Q	3D	3E	3F

⑤ Internal Code

⑥ Case Length

Unit: mm

Case Length	32.5	36.5	42.5	57.5	59.5	62.5
CODE	32	36	42	57	59	62

⑦ Terminal Configuration

Lead Pitch	Style S	Style W	Style B	Style F	Style A	Style N	Style P	Style Y
CODE	S	W	B	F	A	N	P	Y

Metallized Polypropylene Film Capacitor(Lug Terminal) Snubber/Switching Application

SFE

订购基本规格

EXPLANATION OF ARTICLE CODE

S F E -	1 0 5	K	3 M	N	4 2	S	L
①	②	③	④	⑤	⑥	⑦	⑧

⑧ Lead Length

P1	23~28	24~26	29~39	20~25	21~23	33~42	33~45	17.5~28.5
P2	11	11	11	8	8	8	15	6
OUTPUT	M6	M6	M6	M6	M6	M6	M6	M6
CODE	L	A	B	C	D	E	F	G

P1	37~39	36~41	49~58	46~58	53~62
P2	24	24	24	28	28
OUTPUT	M6	M6	M6	M6	M6
CODE	J	H	K	M	N

P1	23~28	24~26	29~39	20~25	21~23	33~42	33~45	17.5~28.5
P2	11	11	11	8	8	8	15	6
OUTPUT	M8	M8	M8	M8	M8	M8	M8	M8
CODE	P	Q	R	S	T	U	V	W

P1	37~39	36~41	49~58
P2	24	24	24
OUTPUT	M8	M8	M8
CODE	X	Y	Z

Metallized Polypropylene Film Capacitor(Lug Terminal) Snubber/Switching Application

SFE

High voltage and current adsorption capacitor consists of wound metallized polypropylene film and aluminum film in series winding, plastic casing sealed with epoxy. They are suitable for snubber, industrial and motor speed controls, SMPS, and medium-high pulse applications



■ APPLICATIONS

Energy Conversion.

Power Semiconductor Circuits.

IGBT Modules Protection.

■ FEATURES

High peak & RMS current capability

Low loss polypropylene dielectric

Self healing

Flame resistance case and resin

Multiple Lead Styles

■ SPECIFICATIONS

Operating Temperature:	-40°C - +85°C
Capacitance range:	0.1μF - 3.0μF
Capacitance Tolerance:	±5%(J), ±10%(K) at 1KHz
Rated Voltage:	500VDC - 2000VDC
Dissipation Factor:	<0.05% at 1 kHz, 25 °c
Dielectric Withstand:	2.5 x rated voltage for 2 seconds (terminal to terminal)
Insulation Resistance:	30,000 MΩ min. after 1 minutes of electrification @ 500 Vdc & 25 °C
Terminals to Case:	3.0 KV 50Hz for 60 sec. @ 25 °C
Life Expectancy:	100,000 hours at Ur and 70 °C
Self Inductance:	≤1nH/mm of lead spacing and lead length
Lead Terminations:	Lead free tinned copper leads (RoHS compliant)

Metallized Polypropylene Film Capacitor(Lug Terminal) Snubber/Switching Application

SFE

■ DIMENSIONS / 产品尺寸 :

SIZE R.V. CAP(μF)	1000 V D C							
	W (mm)	H (mm)	T (mm)	Output	dv/dt (v/us)	I peak (A)	Irms @100KHz +25°C (A)	ESR @100KHz +25°C mΩ
0.1	32.0	20.0	11.0	M6	900	90	5.6	11.2
0.15	32.0	20.0	11.0	M6	900	135	5.7	10.8
0.22	32.0	24.0	14.0	M6	900	198	6.8	10.4
0.22	38.0	33.0	18.0	M6	900	198	18.2	4.2
0.22	41.5	29.0	17.0	M6	900	198	18.2	4.2
0.27	38.0	33.0	18.0	M6	900	243	18.7	4.0
0.27	41.5	29.0	17.0	M6	900	243	18.7	4.0
0.33	38.0	33.0	18.0	M6	900	297	19.7	3.7
0.33	41.5	29.0	17.0	M6	900	297	19.7	3.7
0.39	38.0	33.0	18.0	M6	900	351	20.6	3.5
0.39	41.5	29.0	17.0	M6	900	351	20.6	3.7
0.47	45.0	30.0	28.0	M6	900	423	21.1	3.5
0.56	45.0	30.0	28.0	M6	800	448	21.3	3.5
0.68	45.0	30.0	28.0	M6	800	544	21.3	3.2
0.75	45.0	30.0	28.0	M6	800	600	25.6	3.0
0.75	48.0	38.0	24.0	M6	800	600	25.6	3.0
0.82	45.0	30.0	28.0	M6	800	656	26.0	3.0
1.0	45.0	30.0	28.0	M6	900	900	26.0	3.0
1.0	45.0	45.0	30.0	M6	800	800	26.0	3.0
1.2	45.0	45.0	30.0	M6	800	960	26.0	2.5
1.5	45.0	45.0	30.0	M6	800	1200	26.0	2.5
1.75	54.0	50.0	30.0	M6	500	875	28.0	2.5
2.0	54.0	50.0	30.0	M6	500	1000	28.2	2.5
2.2	54.0	50.0	43.0	M6	400	880	28.5	2.4
2.5	54.0	50.0	43.0	M6	400	1000	29.0	2.2
3.0	54.0	50.0	43.0	M6	400	1200	30.0	2.0

Metallized Polypropylene Film Capacitor(Lug Terminal) Snubber/Switching Application

SFE

■ DIMENSIONS / 产品尺寸 :

SIZE R.V. CAP(μF)	1250 V D C							
	W (mm)	H (mm)	T (mm)	Output	dv/dt (v/us)	I peak (A)	I _{rms} @100KHz +25°C (A)	ESR @100KHz +25°C mΩ
0.1	32.0	20.0	11.0	M6	1000	100	5.6	11.2
0.15	32.0	20.0	11.0	M6	1000	150	5.7	10.8
0.22	32.0	24.0	14.0	M6	1000	220	6.8	10.4
0.22	38.0	33.0	18.0	M6	1000	220	18.2	4.2
0.22	41.5	29.0	17.0	M6	1000	220	18.2	4.2
0.27	38.0	33.0	18.0	M6	1000	270	18.7	4.0
0.27	41.5	29.0	17.0	M6	1000	270	18.7	4.0
0.33	38.0	33.0	18.0	M6	1000	330	19.7	3.7
0.33	41.5	29.0	17.0	M6	1000	330	19.7	3.7
0.39	38.0	33.0	18.0	M6	1000	390	20.6	3.5
0.39	41.5	29.0	17.0	M6	1000	390	20.6	3.7
0.47	45.0	30.0	28.0	M6	1000	470	21.1	3.5
0.56	45.0	30.0	28.0	M6	1000	560	21.3	3.5
0.68	45.0	30.0	28.0	M6	900	680	21.3	3.2
0.75	45.0	30.0	28.0	M6	900	675	25.6	3.0
0.75	48.0	38.0	24.0	M6	900	675	25.6	3.0
0.82	45.0	30.0	28.0	M6	900	738	26.0	3.0
1.0	45.0	30.0	28.0	M6	900	900	26.0	3.0
1.0	45.0	45.0	30.0	M6	1000	1000	26.0	3.0
1.2	45.0	45.0	30.0	M6	900	1080	26.0	2.5
1.5	45.0	45.0	30.0	M6	900	1350	26.0	2.5
1.75	54.0	50.0	30.0	M6	600	1050	28.0	2.5
2.0	54.0	50.0	30.0	M6	600	1200	28.2	2.5
2.2	54.0	50.0	43.0	M6	500	1100	28.5	2.4
2.5	54.0	50.0	43.0	M6	500	1250	29.0	2.2
3.0	54.0	50.0	43.0	M6	500	1500	30.0	2.0

Metallized Polypropylene Film Capacitor(Lug Terminal) Snubber/Switching Application

SFE

■ DIMENSIONS / 产品尺寸 :

SIZE R.V. CAP(μF)	1500 V D C							
	W (mm)	H (mm)	T (mm)	Output	dv/dt (v/us)	I peak (A)	I _{rms} @100KHz +25°C (A)	ESR @100KHz +25°C mΩ
0.1	32.0	20.0	11.0	M6	1100	110	5.6	11.2
0.15	32.0	20.0	11.0	M6	1100	165	5.7	10.8
0.22	32.0	24.0	14.0	M6	1100	242	6.8	10.4
0.22	38.0	33.0	18.0	M6	1100	242	18.2	4.2
0.22	41.5	29.0	17.0	M6	1100	242	18.2	4.2
0.27	38.0	33.0	18.0	M6	1100	297	18.7	4.0
0.27	41.5	29.0	17.0	M6	1100	297	18.7	4.0
0.33	38.0	33.0	18.0	M6	1100	363	19.7	3.7
0.33	41.5	29.0	17.0	M6	1100	363	19.7	3.7
0.39	38.0	33.0	18.0	M6	1100	429	20.6	3.5
0.39	41.5	29.0	17.0	M6	1100	429	20.6	3.7
0.47	45.0	30.0	28.0	M6	1100	517	21.1	3.5
0.56	45.0	30.0	28.0	M6	1000	560	21.3	3.5
0.68	45.0	30.0	28.0	M6	1000	680	21.3	3.2
0.75	45.0	30.0	28.0	M6	1000	750	25.6	3.0
0.75	48.0	38.0	24.0	M6	1000	750	25.6	3.0
0.82	45.0	30.0	28.0	M6	1000	820	26.0	3.0
1.0	45.0	45.0	30.0	M6	1000	1000	26.0	3.0
1.2	45.0	45.0	30.0	M6	1000	1200	26.0	2.5
1.5	45.0	45.0	30.0	M6	1000	1500	26.0	2.5
1.75	54.0	50.0	30.0	M6	700	1225	28.0	2.5
2.0	54.0	50.0	30.0	M6	700	1400	28.2	2.5
2.2	54.0	50.0	43.0	M6	600	1320	28.5	2.4
2.5	54.0	50.0	43.0	M6	600	1500	29.0	2.2
3	54.0	50.0	43.0	M6	600	1800	30.0	2.0

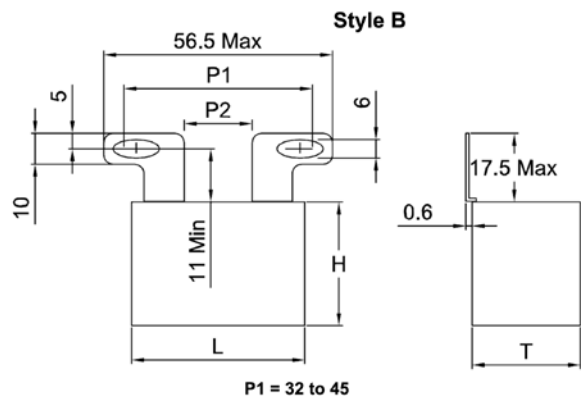
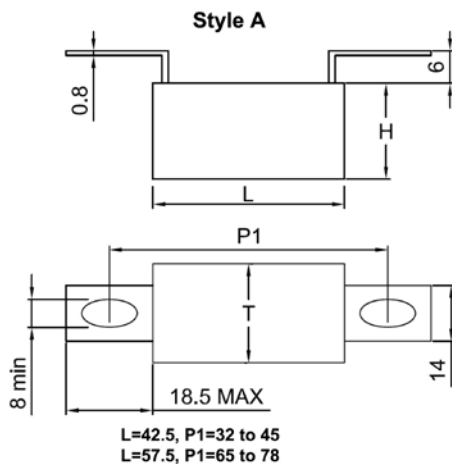
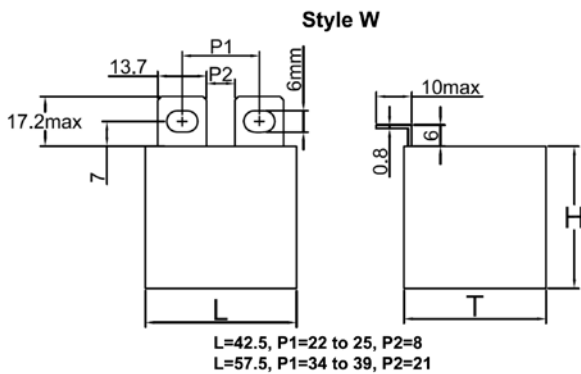
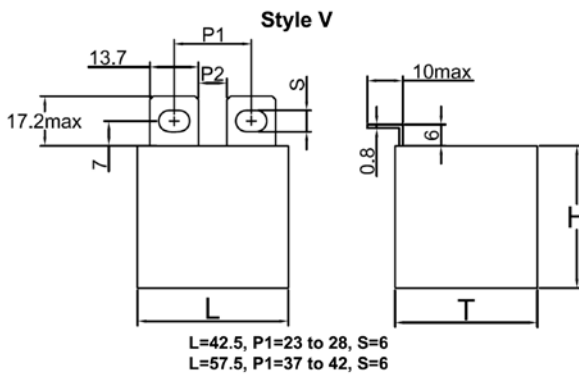
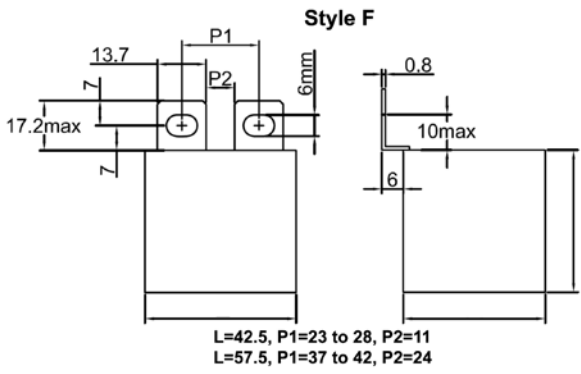
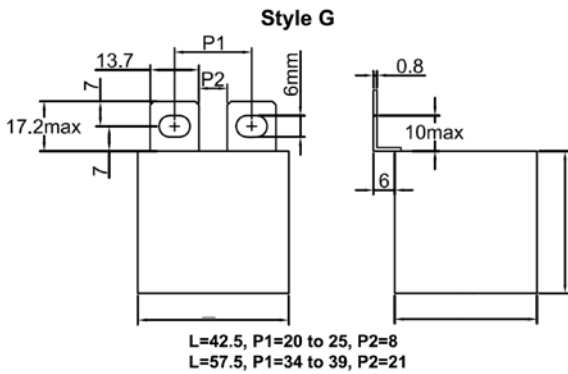
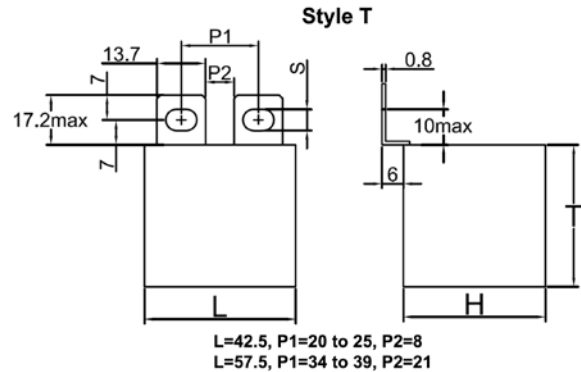
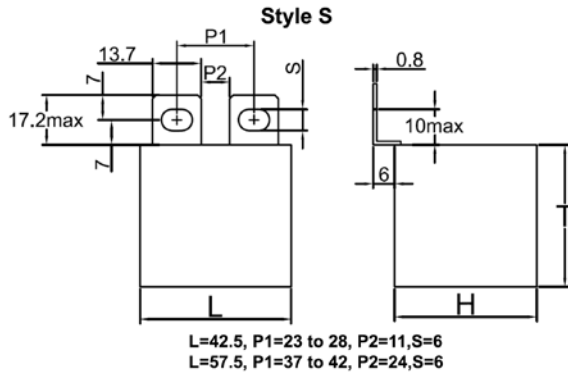
■ DIMENSIONS / 产品尺寸 :

SIZE R.V. CAP(μF)	2000 V D C							
	W (mm)	H (mm)	T (mm)	Output	dv/dt (v/us)	I peak (A)	I _{rms} @100KHz +25°C (A)	ESR @100KHz +25°C mΩ
0.1	41.5	29.0	17.0	M6	1300	130	13.2	8.4
0.15	45.0	30.0	28.0	M6	1200	180	15.11	7.0
0.22	45.0	30.0	28.0	M6	1200	264	19.8	4.5
0.27	45.0	30.0	28.0	M6	1200	324	21.7	4.3
0.33	45.0	45.0	30.0	M6	1200	396	22.2	4.1
0.39	45.0	45.0	30.0	M6	1200	468	22.5	4.0
0.47	45.0	45.0	30.0	M6	1200	564	22.5	4.0
0.56	54.0	50.0	30.0	M6	1000	560	22.7	3.8
0.68	54.0	50.0	30.0	M6	1000	680	22.8	3.7
0.75	54.0	50.0	43.0	M6	800	600	23.2	3.4
0.82	54.0	50.0	43.0	M6	800	656	23.2	3.3
1	54.0	50.0	43.0	M6	800	800	23.2	3.2

Metallized Polypropylene Film Capacitor(Lug Terminal) Snubber/Switching Application

SFE

Terminal Style:



Unit = Milimeter (mm)